

Republic of the Philippines
Department of Agriculture
NATIONAL TOBACCO ADMINISTRATION
BALANCE SHEET
As of November 30, 2016

A S S E T S



CURRENT ASSETS

CASH

Cash on Hand			
Collecting Officers	1,067,351.44		
Disbursing Officers	1,658,733.60		
Petty Cash Fund	223,998.00		
Payroll Fund	6,394.31	2,956,477.35	
Cash in Bank-Local Currency			
Current Account	203,715,066.27		
Savings Account	0.00		
Time Deposits	151,115,846.67	354,830,912.94	357,787,390.29

RECEIVABLES

Receivable Accounts			
Accounts Receivables	21,210,272.97		
Notes Receivables	77,734,275.44		
Due from Officers and Employees	6,252,680.22		
Loans Receivables-Others	540,797,437.37		
Interest Receivable	101,207,210.93		
Inter-Agency Receivables			
Due from NGAs	852,074.71		
Due from GOCCs	78,525.00		
Intra-Agency Receivables			
Due from Branch Offices			
Other Receivables	57,242,490.94	805,374,967.58	
Less: Allowance for Doubtful Accounts		247,394,584.94	557,980,382.64

INVENTORIES

Raw Materials Inventory-Chicken	0.00		
Raw Materials Inventory-Hogs	778.83		
Raw Materials Inventory-Others	147,189.02		
Raw Materials Inventory-Tobacco Dust	199,030.24		
Raw Materials Inventory-Feed Mill	273,629.13		
Finished Goods Inventory (MFPP)	0.00		
Finished Goods Inventory-Chicken	0.00		
Finished Goods Inventory-Fresh Meat	7,499,833.14		
Finished Goods Inventory- Processed Meat	1,135,906.41		
Finished Goods Inventory- Tobacco Dust Plus	115,932.20		
Office Supplies Inventory	842,221.57		
Accountable Forms Inventory	835,055.66		
Medical, Dental, & Laboratory Supplies Inventory	-		
Agricultural Supplies Inventory	812,745.27		
Other Supplies Inventory	9,056,657.15	20,918,978.62	

BALANCE SHEET
As of November 30, 2016

PREPAYMENTS

Prepaid Rent	37,350.00	
Prepaid Insurance	584,346.51	
Deferred Charges	0.00	
Other Prepaid Expenses	7,289,585.10	7,911,281.61

OTHER CURRENT ASSETS

Guaranty Deposit	361,618.80	
Other Current Assets	55,619.80	417,238.60

TOTAL CURRENT ASSETS

945,015,271.76

NON-CURRENT ASSETS

INVESTMENT IN SECURITIES

Investment in Bonds	500.00	
Other Investments & Marketable Securities	13,000,000.00	13,000,500.00

PROPERTY, PLANT, AND EQUIPMENT

Land		111,021,319.50
Land Improvement	8,425,931.24	
Accumulated Depreciation	1,339,165.12	7,086,766.12
Water Supply System	1,720,170.78	
Accumulated Depreciation	288,128.60	1,432,042.18
Electrification, Power and Enegy Structure	10,843,433.95	
Accumulated Depreciation	1,209,444.71	9,633,989.24
Office Buildings	329,449,942.43	
Accumulated Depreciation	82,370,865.65	247,079,076.78
Other Structures	1,093,671.50	
Accumulated Depreciation	654,467.50	439,204.00
Office Equipment	5,050,893.48	
Accumulated Depreciation	3,255,928.88	1,794,964.60
Furniture and Fixtures	6,976,909.99	
Accumulated Depreciation	5,290,506.57	1,686,403.42
IT Equipment and Software	15,561,207.83	
Accumulated Depreciation	10,339,497.09	5,221,710.74
Library Books	372,409.87	
Accumulated Depreciation	5,400.42	367,009.45
Machinery	15,711,204.14	
Accumulated Depreciation	3,899,975.30	11,811,228.84
Agricultural, Fishery, and Forestry Equipment	245,850.00	
Accumulated Depreciation	166,819.47	79,030.53
Communication Equipment	2,031,532.96	
Accumulated Depreciation	1,826,591.10	204,941.86
Firefighting Equipment and Accessories	1,651,433.00	
Accumulated Depreciation	719,272.72	932,160.28
Sports Equipment	192,649.00	
Accumulated Depreciation	56,755.59	135,893.41
Technical and Scientific Equipment	70,216,501.94	
Accumulated Depreciation	33,395,834.36	36,820,667.58

msl

BALANCE SHEET
As of November 30, 2016

Other Machinery and Equipment	91,551,176.43		
Accumulated Depreciation	<u>13,579,660.32</u>	77,971,516.11	
Motor Vehicles	23,612,090.00		
Accumulated Depreciation	<u>16,002,582.82</u>	7,609,507.18	
Other Property, Plant, and Equipment	3,802,629.00		
Accumulated Depreciation	<u>2,583,359.27</u>	<u>1,219,269.73</u>	522,546,701.55
Construction in Progress			11,046,759.66
OTHER ASSETS			
Work/Other Animals		33,500.00	
Others	115,219,858.50		
Accumulated Depreciation	<u>28,756,550.06</u>	<u>86,463,308.44</u>	<u>86,496,808.44</u>
TOTAL NON-CURRENT ASSETS			<u>633,090,769.65</u>
TOTAL ASSETS			<u>1,578,106,041.41</u>
CURRENT LIABILITIES			
PAYABLE ACCOUNTS			
Accounts Payable		23,852,238.38	
Notes Payable		78,729,152.01	
Due to Officers and Employees		3,371,126.91	
Interest Payable		<u>0.00</u>	105,952,517.30
INTER-AGENCY PAYABLES			
Due to BIR		2,044,529.17	
Due to GSIS		2,510,862.73	
Due to Pag-ibig		284,846.69	
Due to Philhealth		<u>54,424.94</u>	4,894,663.53
INTRA-AGENCY PAYABLES			
Due to Central Office			
Due to Branch Offices		<u>12,602,361.99</u>	12,602,361.99
OTHER CURRENT LIABILITY ACCOUNTS			
Guaranty Deposits Payable		195,666.69	
Performance/Bidders/Bail Bonds Payable		10.00	
Other Payables		<u>25,935,370.24</u>	<u>26,131,046.93</u>
TOTAL CURRENT LIABILITIES			149,580,589.75



BALANCE SHEET
As of November 30, 2016

NON-CURRENT LIABILITIES

LONG-TERM LIABILITIES

Mortgage/Bonds/Loans Payable

Loans Payable-Domestic

Other Long-Term Liabilities

0.00

0.00

TOTAL NON-CURRENT LIABILITIES

0.00

DEFERRED CREDITS

Other Deferred Credits

TOTAL LIABILITIES

149,580,589.75

E Q U I T Y

GOVERNMENT EQUITY

Capital

411,439,790.00

PRIOR YEAR'S ADJUSTMENT

0.00

RETAINED EARNINGS

973,727,075.37

NET INCOME FOR THE YEAR

43,358,586.29



TOTAL EQUITY

1,428,525,451.66


TOTAL LIABILITIES AND EQUITY

1,578,106,041.41

CERTIFIED CORRECT:


EDGARDO D. ZARAGOZA
Administrator


Republic of the Philippines
Department of Agriculture
NATIONAL TOBACCO ADMINISTRATION
STATEMENT OF INCOME AND EXPENSES
For the period ended November 30, 2016



INCOME

PERMIT AND LICENSES

Franchising and License Fees	2,102,553.00	
Registration Fees	4,800.00	
Other Permits and Licenses	57,790,436.24	59,897,789.24

SERVICE INCOME

Clearance and Certification Fees	35,100.00	
Processing Fees	2,961.40	
Other Service Income-Irrigation Support	10,011,485.78	
Other Service Income-Regular	3,541,769.87	13,591,317.05

BUSINESS INCOME

Printing and Publication Income	-	
Rent Income	2,111,728.38	
Tuition Fee	600,000.00	
Sales Revenue-Chicken	0.00	
Less: Cost of Sales	0.00	-
Sales Revenue-Fresh Meat	14,293,589.20	
Less: Cost of Sales	14,065,305.38	228,283.82
Sales Revenue-Processed Meat	8,626,791.40	
Less: Cost of Sales	6,722,527.70	1,904,263.70
Sales Revenue-FeedMill	59,625.00	
Less: Cost of Sales	77,913.34	(18,288.34)
Sales Discount		(36,380.20)
Other Business Income	622,370.72	5,411,978.08

SUBSIDY INCOME

Subsidy Income from National Government	686,500,000.00	
Subsidy Income from Other NGAs	-	686,500,000.00

GROSS INCOME

765,401,084.37

LESS: EXPENSES

PERSONAL SERVICES

Salaries and Wages	91,736,548.91
Other Compensation	31,820,078.95
Personnel Benefit Contributions	11,806,341.53
Other Personnel Benefits	17,912,631.50

TOTAL PERSONAL SERVICES

153,275,600.89

MAINTENANCE AND OTHER OPERATING EXPENSES

Traveling Expenses-Local	4,500,878.26
Traveling Expenses-Foreign	0.00
Training and Scholarship Expenses	1,492,632.46
Supplies and Materials Expenses	5,803,883.49
Gasoline Expense	1,799,172.30
Utility Expenses	6,641,290.12

STATEMENT OF INCOME AND EXPENSES

For the period ended November 30, 2016

Communication Expenses	2,137,115.64
Membership Contribution to Agency/Awards	0.00
Advertising Expenses	88,467.74
Printing and Binding Expenses	634,052.89
Rent Expenses	380,043.48
Representation Expenses	3,010,078.31
Transportation and Delivery Expenses	79,196.18
Subscription Expenses	39,416.83
Survey Expense	0.00
Professional Services	21,294,672.62
Repairs and Maintenance	1,164,739.41
Donations	0.00
Extraordinary and Miscellaneous Expenses	241,720.23
Taxes, Insurance Premiums, & Other Fees	1,470,410.72
Bad Debts	0.00
Impairment Loss	0.00
Depreciation Expense	3,119,518.09
Other MOOE- Irrigation	518,048,569.31
- Irrigation Support*	0.00
- Regular	3,436,635.29

TOTAL MOOE

575,382,493.37

TOTAL OPERATING EXPENSES

728,658,094.26

NET OPERATING INCOME (LOSS)

36,742,990.11

ADD: OTHER INCOME

Interest Income	5,459,590.09	
Miscellaneous Income	1,098,464.85	
Other Fines and Penalties	433,253.63	
Gain/Loss on Sale of Disposed Assets	(361,322.39)	6,629,986.18

TOTAL OPERATING AND OTHER INCOME

43,372,976.29

LESS: FINANCIAL EXPENSES

Bank Charges	14,390.00	
Interest Expenses	-	14,390.00

NET INCOME (LOSS)

43,358,586.29

CERTIFIED CORRECT:

EDGARDO D. ZARAGOZA
Administrator